







# European Research Agendas for Disability Equality (EuRADE) - EN









1. Name of your organisation		Response Count
		67
	<i>answered question</i>	<b>67</b>
	<i>skipped question</i>	<b>1</b>



















2. Contact person (name)		Response Count
		66
	<i>answered question</i>	<b>66</b>
	<i>skipped question</i>	<b>2</b>

3. Email address or telephone number (for contact)		Response Count
		66
	<i>answered question</i>	<b>66</b>
	<i>skipped question</i>	<b>2</b>



4. Type of organisation		Response Percent	Response Count
Local organisation		20.6%	14
<b>National organisation</b>		<b>61.8%</b>	<b>42</b>
European organisation		17.6%	12
	<i>answered question</i>		<b>68</b>
	<i>skipped question</i>		<b>0</b>



5. Who controls your organisation?			
		Response Percent	Response Count
Disabled people		75.0%	42
Parents and families		12.5%	7
Service providers		12.5%	7
		Other (please specify)	21
		<b>answered question</b>	<b>56</b>
		<b>skipped question</b>	<b>12</b>

6. Country (where main office is located)			
		Response Percent	Response Count
Albania		0.0%	0
Armenia		0.0%	0
Austria		0.0%	0
Azerbaijan		0.0%	0
Belarus		0.0%	0
<b>Belgium</b>		<b>16.2%</b>	<b>11</b>
Bosnia and Herzegovina		1.5%	1
Bulgaria		1.5%	1
Croatia		2.9%	2
Cyprus		0.0%	0
Czech Republic		2.9%	2
Denmark		8.8%	6
Estonia		0.0%	0
Finland		7.4%	5
France		2.9%	2
Georgia		0.0%	0




Germany		5.9%	4
Greece		1.5%	1
Hungary		4.4%	3
Iceland		1.5%	1
Ireland		2.9%	2
Italy		4.4%	3
Latvia		1.5%	1
Lithuania		1.5%	1
Luxembourg		1.5%	1
Macedonia		0.0%	0
Malta		4.4%	3
Moldova		0.0%	0
Montenegro		0.0%	0
Netherlands		4.4%	3
Norway		1.5%	1
Poland		0.0%	0
Portugal		2.9%	2
Romania		4.4%	3
Russia		0.0%	0
Serbia		1.5%	1
Slovakia		1.5%	1
Slovenia		0.0%	0
Spain		2.9%	2
Sweden		0.0%	0
Switzerland		0.0%	0
Turkey		0.0%	0
Ukraine		0.0%	0
United Kingdom		7.4%	5





	Other (please specify)	2
	<b>answered question</b>	<b>68</b>
	<b>skipped question</b>	<b>0</b>

7. Do you employ research staff in your organisation?			Response Percent	Response Count
Yes			36.1%	22
No			63.9%	39
		<b>answered question</b>		<b>61</b>
		<b>skipped question</b>		<b>7</b>

8. Has your organisation been actively involved in carrying out any research projects during the past five years?			Response Percent	Response Count
Yes			74.6%	47
No			25.4%	16
	Please specify research topic and website (if any).			48
		<b>answered question</b>		<b>63</b>
		<b>skipped question</b>		<b>5</b>

9. Has any of this research been conducted in collaboration between a disabled people's organisation and a university or research institute?			Response Percent	Response Count
Yes			64.9%	37
No			35.1%	20
	Which one(s)?			34
		<b>answered question</b>		<b>57</b>
		<b>skipped question</b>		<b>11</b>

10. In your opinion, is collaboration with academic researchers a good thing for disabled people's organisations?			Response Percent	Response Count
Essential			33.9%	21
<b>Very useful</b>			<b>64.5%</b>	40
Not very useful			1.6%	1
Undesirable			0.0%	0
Don't know			0.0%	0
			<b>answered question</b>	<b>62</b>
			<b>skipped question</b>	<b>6</b>

11. From your experience, do you think universities understand the research needs of disabled people's organisations?			Response Percent	Response Count
Completely			1.6%	1
Mostly			29.0%	18
<b>Not very well</b>			<b>66.1%</b>	41
Not at all			0.0%	0
Don't know			3.2%	2
			<b>answered question</b>	<b>62</b>
			<b>skipped question</b>	<b>6</b>

12. What do you think are the advantages or disadvantages of working with academic researchers? How could academics in universities make their research more relevant to disabled people?		Response Count
		55
		<b>answered question</b>
		<b>55</b>
		<b>skipped question</b>
		<b>13</b>

**13. What are the most important topics for European disability research in the next five years?**

	<b>1st priority</b>	<b>2nd priority</b>	<b>3rd priority</b>	<b>4th priority</b>	<b>5th priority</b>	<b>Response Count</b>
Bioethics and rights to life	<b>55.6% (5)</b>	11.1% (1)	0.0% (0)	22.2% (2)	11.1% (1)	9
Disabled children and youth	<b>37.5% (3)</b>	25.0% (2)	12.5% (1)	12.5% (1)	12.5% (1)	8
Disabled women and gender equality	33.3% (1)	<b>66.7% (2)</b>	0.0% (0)	0.0% (0)	0.0% (0)	3
Education	22.2% (8)	19.4% (7)	16.7% (6)	<b>25.0% (9)</b>	16.7% (6)	36
Employment	3.8% (1)	3.8% (1)	26.9% (7)	<b>42.3% (11)</b>	23.1% (6)	26
Health care	<b>42.9% (6)</b>	21.4% (3)	28.6% (4)	7.1% (1)	0.0% (0)	14
Housing	0.0% (0)	25.0% (2)	25.0% (2)	12.5% (1)	<b>37.5% (3)</b>	8
Information and communication	<b>26.7% (4)</b>	13.3% (2)	<b>26.7% (4)</b>	13.3% (2)	20.0% (3)	15
International development	20.0% (1)	0.0% (0)	20.0% (1)	0.0% (0)	<b>60.0% (3)</b>	5
Mainstreaming disability in policies	9.4% (3)	<b>28.1% (9)</b>	<b>28.1% (9)</b>	25.0% (8)	9.4% (3)	32
Media, art and culture	0.0% (0)	<b>66.7% (2)</b>	33.3% (1)	0.0% (0)	0.0% (0)	3
Non-discrimination and human rights	<b>46.9% (15)</b>	25.0% (8)	12.5% (4)	3.1% (1)	12.5% (4)	32
Organisations of disabled people	8.3% (1)	0.0% (0)	8.3% (1)	16.7% (2)	<b>66.7% (8)</b>	12
Parenting and family life	14.3% (1)	<b>42.9% (3)</b>	14.3% (1)	28.6% (2)	0.0% (0)	7
Residential institutions	<b>33.3% (2)</b>	<b>33.3% (2)</b>	0.0% (0)	<b>33.3% (2)</b>	0.0% (0)	6
Sexuality and reproductive rights	0.0% (0)	0.0% (0)	<b>50.0% (1)</b>	<b>50.0% (1)</b>	0.0% (0)	2
Social exclusion and poverty	4.0% (1)	28.0% (7)	16.0% (4)	16.0% (4)	<b>36.0% (9)</b>	25
Support for independent living	20.8% (5)	12.5% (3)	<b>33.3% (8)</b>	29.2% (7)	4.2% (1)	24
Transport, mobility or tourism	0.0% (0)	28.6% (4)	14.3% (2)	7.1% (1)	<b>50.0% (7)</b>	14
Urban and built environments	14.3% (1)	14.3% (1)	<b>28.6% (2)</b>	<b>28.6% (2)</b>	14.3% (1)	7
Other [specify in Section 2b]	<b>33.3% (2)</b>	<b>33.3% (2)</b>	0.0% (0)	<b>33.3% (2)</b>	0.0% (0)	6
Other [specify in Section 2b]	0.0% (0)	0.0% (0)	25.0% (1)	25.0% (1)	<b>50.0% (2)</b>	4
	<b>answered question</b>					<b>61</b>
	<b>skipped question</b>					<b>7</b>


14. Priority 1 [i.e. your 1st priority from Section 2a]		
		Response Count
		52
	<i>answered question</i>	52
	<i>skipped question</i>	16


15. Priority 2 [i.e. your 2nd priority from Section 2a]		
		Response Count
		48
	<i>answered question</i>	48
	<i>skipped question</i>	20

16. Priority 3 [i.e. your 3rd priority from Section 2a]		
		Response Count
		45
	<i>answered question</i>	45
	<i>skipped question</i>	23



17. Priority 4 - optional [i.e. your 4th priority from Section 2a]		
		Response Count
		37
	<i>answered question</i>	37
	<i>skipped question</i>	31



18. Priority 5 - optional [i.e. your 5th priority from Section 2a]		
		Response Count
		35
<i>answered question</i>		<b>35</b>
<i>skipped question</i>		<b>33</b>

19. We can provide support for attendance at academic conferences to learn more about the type of research that is being done on disability issues. Would this be useful to your organisation?			
		Response Percent	Response Count
Yes		94.7%	54
No		5.3%	3
Optional comment			20
<i>answered question</i>			<b>57</b>
<i>skipped question</i>			<b>11</b>

20. In July 2008, we are organising a five-day research 'summer school' to help disabled people's organisations develop their ideas for new research projects. Would someone from your organisation like to participate?			
		Response Percent	Response Count
Yes		75.4%	43
No		24.6%	14
Optional comment			28
<i>answered question</i>			<b>57</b>
<i>skipped question</i>			<b>11</b>



21. After the summer, we can also offer some support for further training in research knowledge and skills. Would anyone from your organisation like to participate in this?				
			Response Percent	Response Count
Yes			86.0%	49
No			14.0%	8
			Optional comment	19
			<b>answered question</b>	<b>57</b>
			<b>skipped question</b>	<b>11</b>

22. Would your organisation like to meet with academic researchers from European universities who could work with you on your research ideas?				
			Response Percent	Response Count
Yes			89.1%	49
No			10.9%	6
			Optional comment	22
			<b>answered question</b>	<b>55</b>
			<b>skipped question</b>	<b>13</b>

23. Is there anything you would like to add (you may also continue on a separate sheet, or contact us at the above address).			Response Count
			19
			<b>answered question</b>
			<b>skipped question</b>
			<b>49</b>